



US00D679461S

(12) **United States Design Patent**
Chance et al.

(10) **Patent No.:** **US D679,461 S**

(45) **Date of Patent:** **** *Apr. 2, 2013**

(54) **LITTER PAN WITH FRAME**

(75) Inventors: **Christopher E. Chance**, Bella Vista, AR (US); **Thomas Lawson**, Rogers, AR (US); **Andrew Bojie**, Centerton, AR (US); **Jake Mackenzie Houser**, Mountain Home, AR (US)

(73) Assignee: **Stout Stuff, LLC**, Bentonville, AR (US)

(*) Notice: This patent is subject to a terminal disclaimer.

(**) Term: **14 Years**

(21) Appl. No.: **29/414,662**

(22) Filed: **Mar. 1, 2012**

(51) **LOC (9) Cl.** **30-99**

(52) **U.S. Cl.** **D30/161**

(58) **Field of Classification Search** D30/118,
D30/161; 119/161–163, 165–170
See application file for complete search history.

(56) **References Cited**

U.S. PATENT DOCUMENTS

D221,349	S	*	8/1971	Bridges et al.	D30/161
D241,755	S	*	10/1976	Lowe, Jr.	D30/161
4,766,845	A	*	8/1988	Bavas	119/165
5,572,950	A		11/1996	O'Rourke et al.		
D455,239	S		4/2002	McLaughlin		
6,487,989	B2	*	12/2002	Yamamoto	119/161
6,494,165	B2		12/2002	Asbury		
D497,691	S	*	10/2004	Hardt	D30/161
6,892,670	B2		5/2005	Northrop et al.		
D513,817	S		1/2006	Miller et al.		
7,131,396	B2	*	11/2006	Matsuo et al.	119/166
7,150,242	B2		12/2006	Schuster et al.		
7,380,519	B2		6/2008	Ikegami et al.		
D601,313	S		9/2009	Kim		
7,610,877	B2	*	11/2009	Garfield	119/170
D608,959	S		1/2010	Kim		

7,762,213	B2	*	7/2010	Cook et al.	119/166
7,832,357	B2		11/2010	Matsuo et al.		
8,156,895	B2	*	4/2012	Caputa et al.	119/166
8,181,601	B2	*	5/2012	Kratzer et al.	119/165
2003/0188690	A1		10/2003	Zabik		
2007/0277740	A1		12/2007	Delman et al.		
2009/0000558	A1		1/2009	Matsuo et al.		

FOREIGN PATENT DOCUMENTS

GB 2191377 12/1987

* cited by examiner

Primary Examiner — Cathy A MacCormac

(74) *Attorney, Agent, or Firm* — Larkin Hoffman Daly & Lindgren Ltd.; Thomas J. Oppold

(57) **CLAIM**

The ornamental design of a litter pan with frame, as shown and described.

DESCRIPTION

FIG. 1 is a front perspective view of the litter pan with frame of the present design.

FIG. 2 is a front elevation view of the litter pan with frame of FIG. 1.

FIG. 3 is a rear elevation view of the litter pan with frame of FIG. 1.

FIG. 4 is a right side elevation view of the litter pan with frame of FIG. 1;

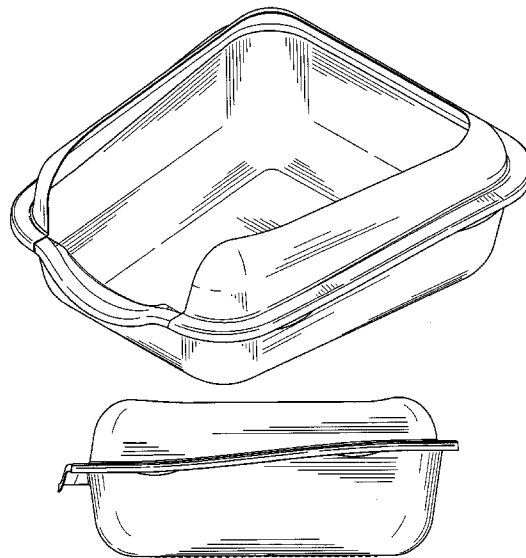
FIG. 5 is a left side elevation view of the litter pan with frame of FIG. 1;

FIG. 6 is a top plan view of the litter pan with frame of FIG. 1; and,

FIG. 7 is a bottom plan view of the litter pan with frame of FIG. 1.

The broken lines showing the structural reinforcement ribs on the bottom surface of the litter pan form no part of the claimed design.

1 Claim, 5 Drawing Sheets



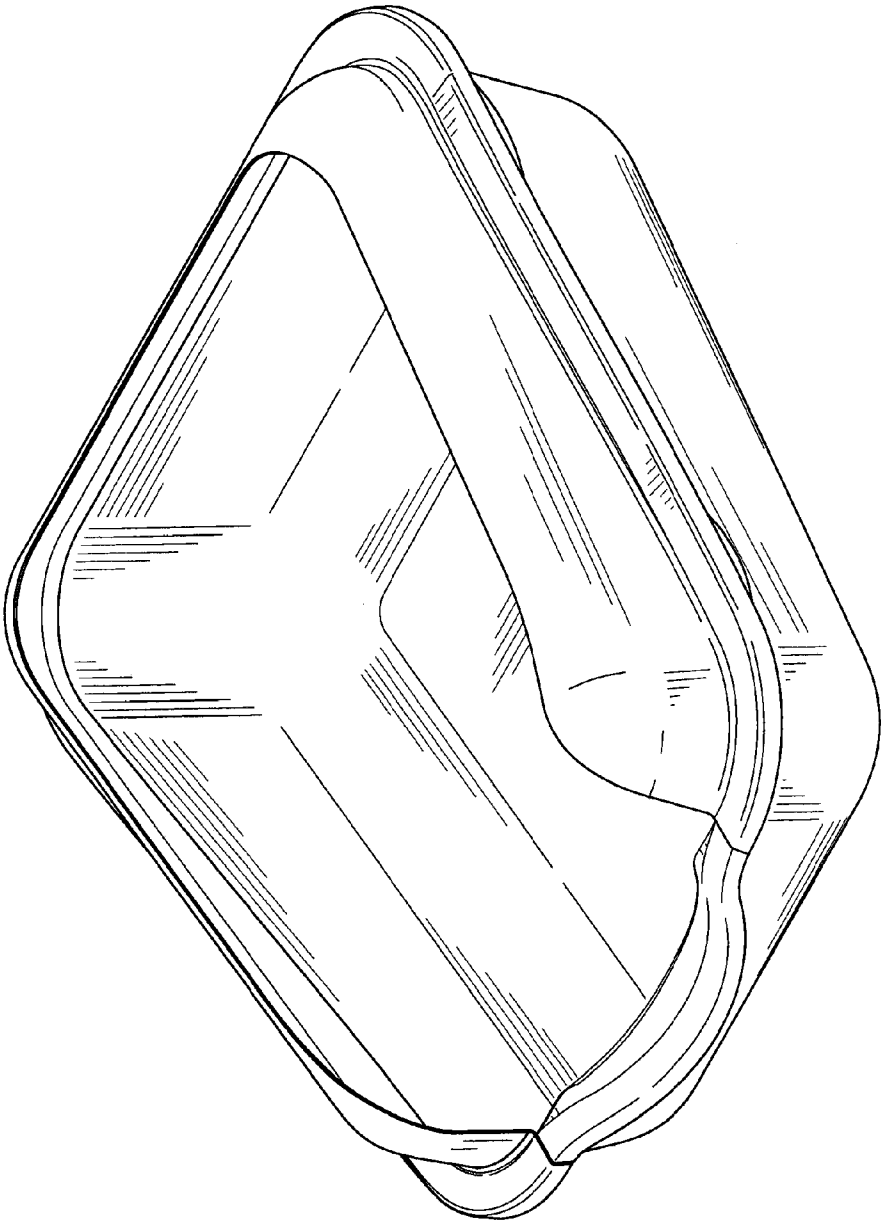


FIG. 1

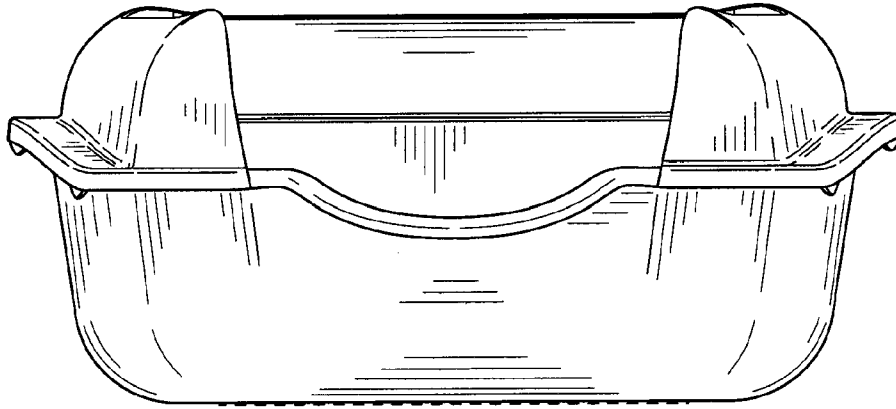


FIG. 2




FIG. 3

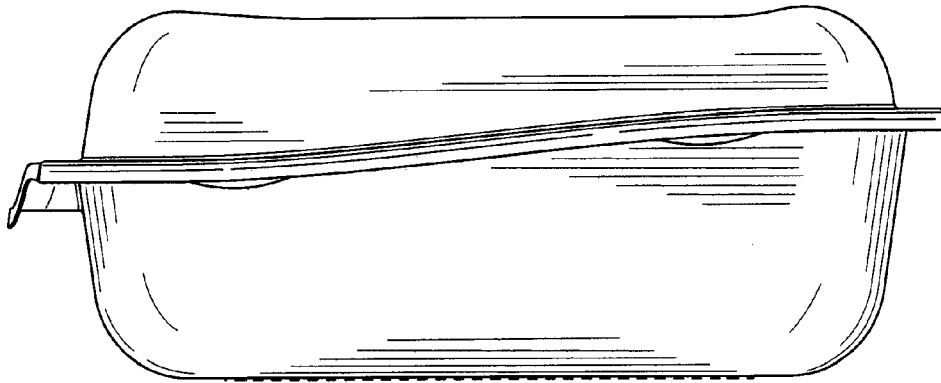


FIG. 4

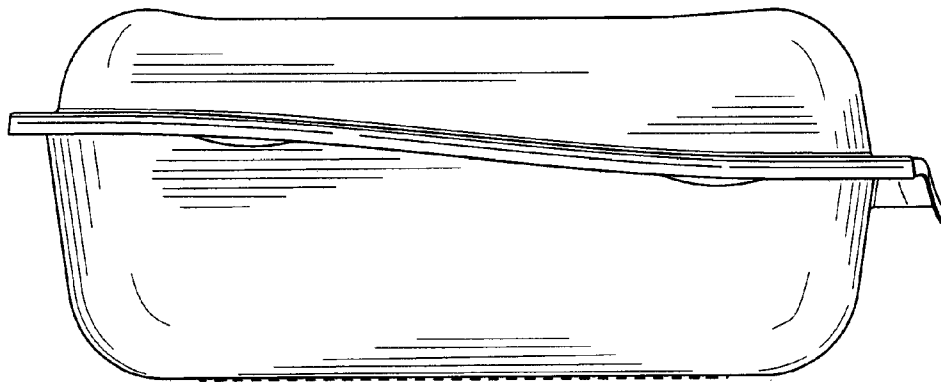


FIG. 5

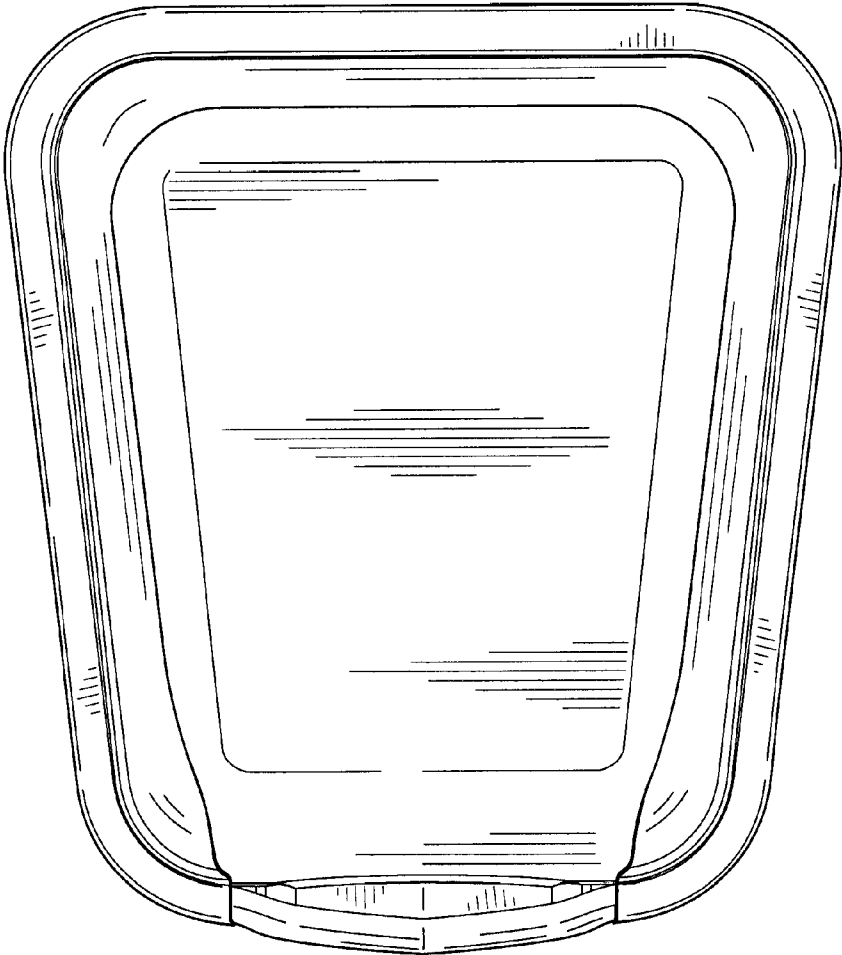


FIG. 6

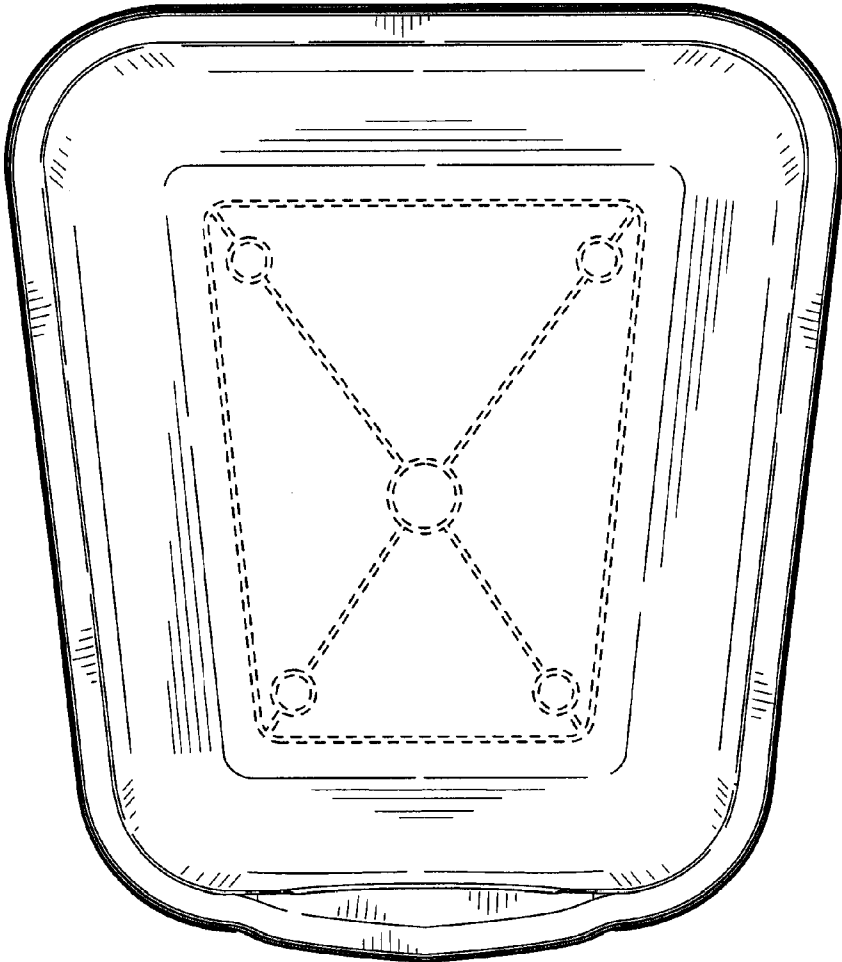


FIG. 7