



US00D698228S

(12) **United States Design Patent**
Chance et al.

(10) **Patent No.:** **US D698,228 S**

(45) **Date of Patent:** **** Jan. 28, 2014**

(54) **CABLE CRIMP COVER**
(71) Applicant: **Stout Stuff, LLC**, Bentonville, AR (US)
(72) Inventors: **Christopher Chance**, Bella Vista, AR (US); **Thomas Lawson**, Rogers, AR (US); **Andrew Bojie**, Centerton, AR (US); **Jack Mackenzie Houser**, Bentonville, AR (US); **Timothy Hart**, Rogers, AR (US)
(73) Assignee: **Stout Stuff, LLC**, Bentonville, AR (US)
(**) Term: **14 Years**

D460,739 S 7/2002 Fox
D460,740 S 7/2002 Montena
D460,946 S 7/2002 Montena
D460,947 S 7/2002 Montena
D460,948 S 7/2002 Montena
D461,166 S 8/2002 Montena
D461,167 S 8/2002 Montena
D487,015 S * 2/2004 Kalbach D8/382
6,709,100 B2 * 3/2004 Kalbach 351/156

(Continued)

Primary Examiner — Cynthia Underwood
(74) *Attorney, Agent, or Firm* — Thomas J. Oppold; Larkin Hoffman Daly & Lindgren Ltd.

(21) Appl. No.: **29/450,216**
(22) Filed: **Mar. 15, 2013**
(51) **LOC (10) Cl.** **08-05**
(52) **U.S. Cl.**
USPC **D8/360.1**; D13/156; D8/356
(58) **Field of Classification Search**
USPC D13/155, 154, 153, 133, 156;
D8/360.1, 355, 354, 356, 383;
70/456 R; 24/115 R, 115 G, 136 R,
24/115 M; D11/221, 212; D2/978;
351/156, 157
See application file for complete search history.

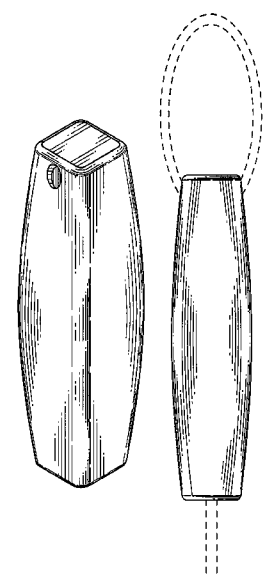
(57) **CLAIM**
The ornamental design for a cable crimp cover, as shown and described.

DESCRIPTION

FIG. 1 is a top end perspective view of the cable crimp cover of the present design.
FIG. 2 is a bottom end perspective view of the cable crimp cover of FIG. 1.
FIG. 3 is a front elevation view of the cable crimp cover of FIG. 1.
FIG. 4 is a rear elevation view of the cable crimp cover of FIG. 1.
FIG. 5 is a right side elevation view of the cable crimp cover of FIG. 1.
FIG. 6 is a left side elevation view of the cable crimp cover of FIG. 1.
FIG. 7 is a top plan view of the cable crimp cover of FIG. 1.
FIG. 8 is a bottom plan view of the cable crimp cover of FIG. 1; and,
FIG. 9 is a front elevation view of the cable crimp cover of FIG. 1 in relation to a cable (shown in broken lines).
The broken lines illustrate environmental structure and form no part of the claimed design.

(56) **References Cited**
U.S. PATENT DOCUMENTS
D244,027 S 4/1977 Mooney et al.
D320,367 S * 10/1991 Kalbach D11/221
5,359,870 A * 11/1994 Reutlinger 70/456 R
D360,188 S 7/1995 Kiely et al.
D367,036 S 2/1996 Lee
D405,056 S 2/1999 Lee
D425,487 S 5/2000 Lee
D435,486 S * 12/2000 Odgard D11/221
D437,294 S 2/2001 Amin
D443,858 S 6/2001 Treiger et al.

1 Claim, 5 Drawing Sheets



(56)

References Cited

U.S. PATENT DOCUMENTS

D489,336 S	5/2004	Kitamura	D620,439 S	7/2010	Higuchi
D502,924 S	3/2005	Sirichai et al.	D626,091 S *	10/2010	Neitzel et al. D13/156
D503,155 S	3/2005	Noji	D628,050 S *	11/2010	Petersen et al. D8/356
D507,241 S	7/2005	Koessler	D629,290 S *	12/2010	Stevens et al. D8/367
6,933,847 B2 *	8/2005	Feibelman 340/572.1	D633,371 S *	3/2011	Stevens et al. D8/367
D528,163 S *	9/2006	Mandel D19/84	D642,989 S	8/2011	Montena et al.
D537,199 S *	2/2007	Poirier D27/161	D643,335 S *	8/2011	Pontaoe D11/221
D555,599 S	11/2007	Victor	D644,185 S	8/2011	Hargreaves
D556,146 S	11/2007	Victor	D644,916 S *	9/2011	Lee D8/356
D560,479 S *	1/2008	Yoshie et al. D8/383	D659,649 S	5/2012	Montena et al.
D560,616 S	1/2008	Victor	D661,256 S	6/2012	Shawgo
D567,128 S *	4/2008	Sayegh D10/106.94	D662,893 S	7/2012	Haberek et al.
D577,990 S *	10/2008	Andre et al. D8/395	D664,100 S	7/2012	Montena et al.
D597,824 S *	8/2009	Wang D8/356	D668,230 S	10/2012	Chu
D599,299 S	9/2009	Parnapy et al.	D669,392 S *	10/2012	Dunn D11/184
D607,826 S	1/2010	Shaw	D675,985 S	2/2013	Izen et al.
D607,827 S	1/2010	Shaw	D678,199 S	3/2013	Izen et al.
D607,828 S	1/2010	Shaw	D679,660 S	4/2013	Haberek et al.
D607,829 S	1/2010	Shaw	D680,963 S	4/2013	Purdy
D607,830 S	1/2010	Shaw	D682,791 S	5/2013	Nikayin
D608,294 S	1/2010	Shaw	D682,909 S *	5/2013	Kim D16/219
D608,353 S *	1/2010	Tsai D14/228	D684,122 S	6/2013	Strater
D613,137 S *	4/2010	Wieberdink et al. D8/14	D686,164 S	7/2013	Haberek et al.
D614,584 S *	4/2010	Neitzel et al. D13/156	D686,576 S	7/2013	Haberek et al.
			D686,995 S	7/2013	Nikayin
			D686,997 S	7/2013	Inaba et al.
			2005/0145765 A1 *	7/2005	Petzl 248/231.9

* cited by examiner

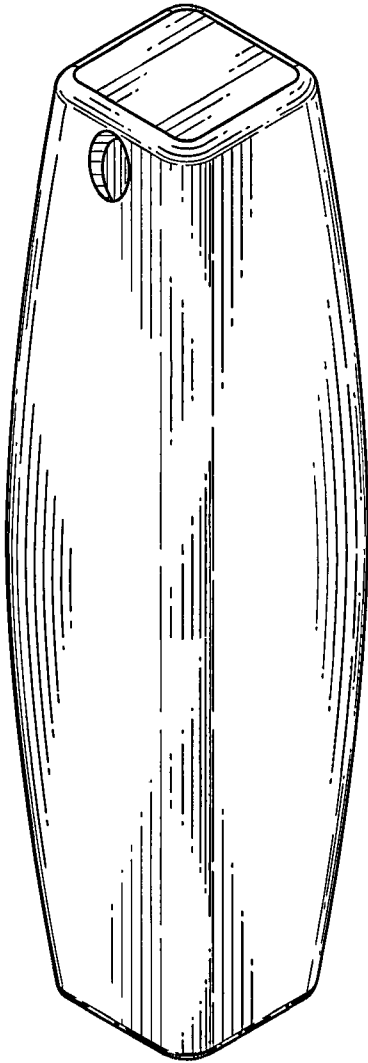


FIG. 1

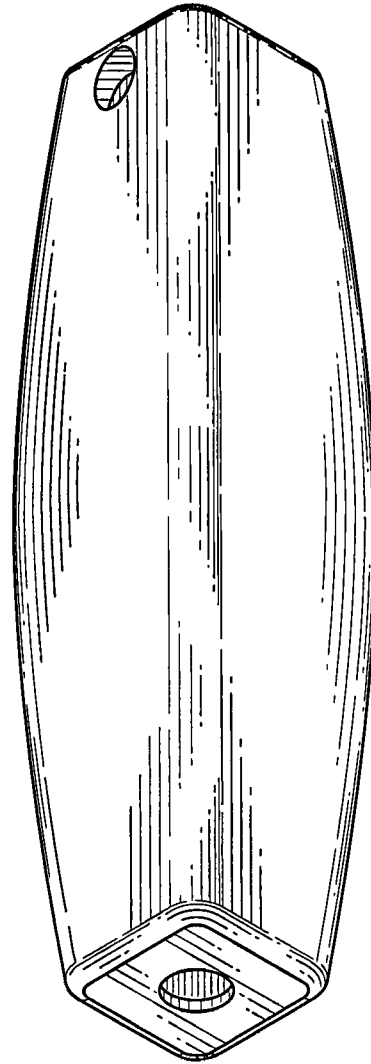


FIG. 2




FIG. 3




FIG. 4




FIG. 5




FIG. 6




FIG. 7

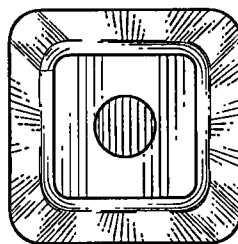


FIG. 8

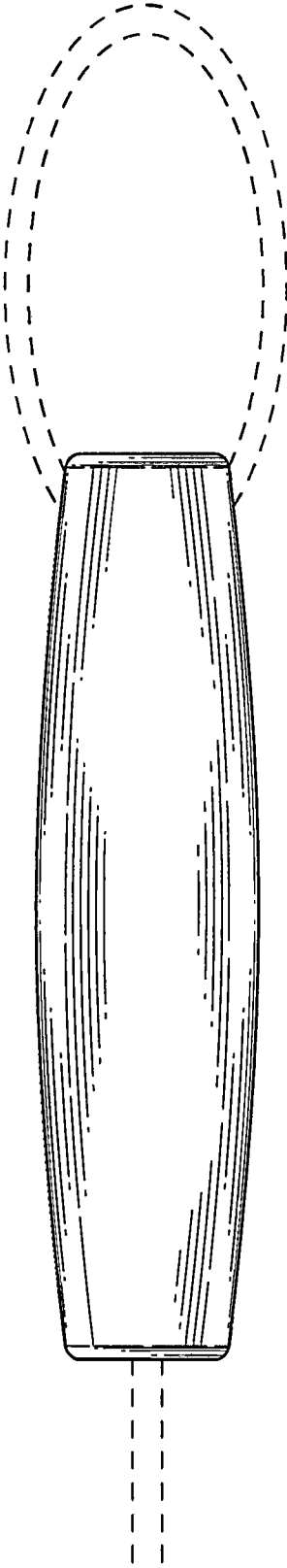


FIG. 9